






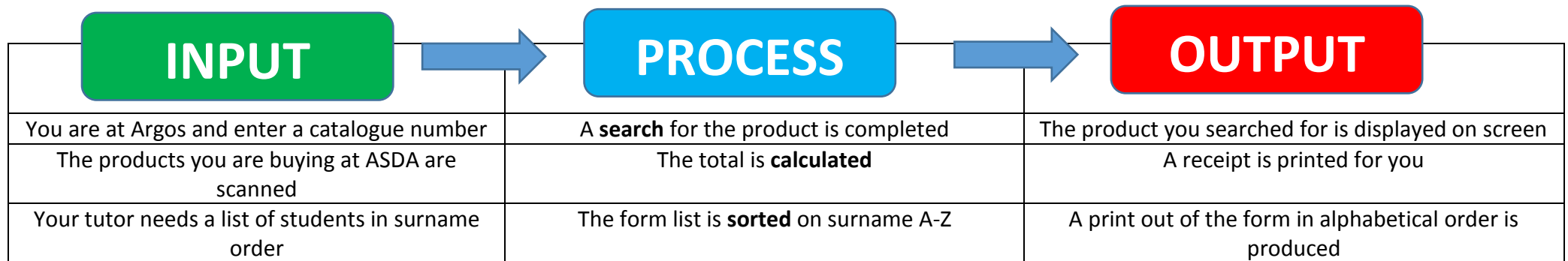


KS3 Computing Input Process Output

Word	Image	Explanation	Example
Hardware		A peripheral of a computer you can physically touch 	<ul style="list-style-type: none"> • 'Today I have used several pieces of computer hardware '. • I own a mobile phone and X Box, these are both examples of hardware.
Device Devices		A device is a piece of equipment or gadget you can 	<ul style="list-style-type: none"> • 'The device you need is a mobile phone, you can take it anywhere with you. ' • 'What type of device are you looking for?' • 'We have just ordered you a new device'.
Input device		An input device is something you connect to a computer that sends information into the computer.	<ul style="list-style-type: none"> • To put data in a computer you use a keyboard. • An example of an input device is a mouse. • If you are singing you would use a microphone to input data into the computer
Output device		An output device is something you connect to a computer that has information sent to it.	<ul style="list-style-type: none"> • A monitor outputs data so you can see it. • An example of an output device is a printer. • If you were listening to music you would use a pair of headphones to listen to the output.
Process Processing processed		Once we have entered text, numbers, images, music and video into the computer we can do stuff to it. E.g. edit, sort, search, calculate	<ul style="list-style-type: none"> • I need to process the exam results to see who got the best score. • Processing the data for all the exam results will take a long time. • I have processed the video you gave me here is the finished thing.



KS3 Computing Input Process Output