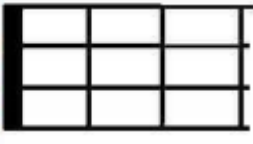


Rock the Ukulele

KEYWORDS	
Ukulele	A small four stringed instrument from Hawaii.
Chord	Two or more notes played together at the same time.
Chord progression	A sequence of chords.
Strumming	A playing technique played by sweeping a thumb, finger or plectrum across the strings.
Finger picking	When individual strings on the instrument are plucked.
Arrangement	To create your own 'version' of a song.
Duration	The length of a note.
Accompaniment	Provides a supporting role to the song.
Melody	The main tune of the song.
Tablature	A form of notation for pop music instruments such a guitar, bass and ukulele.

UKULELE STRINGS

4 3 2 1



G C E A

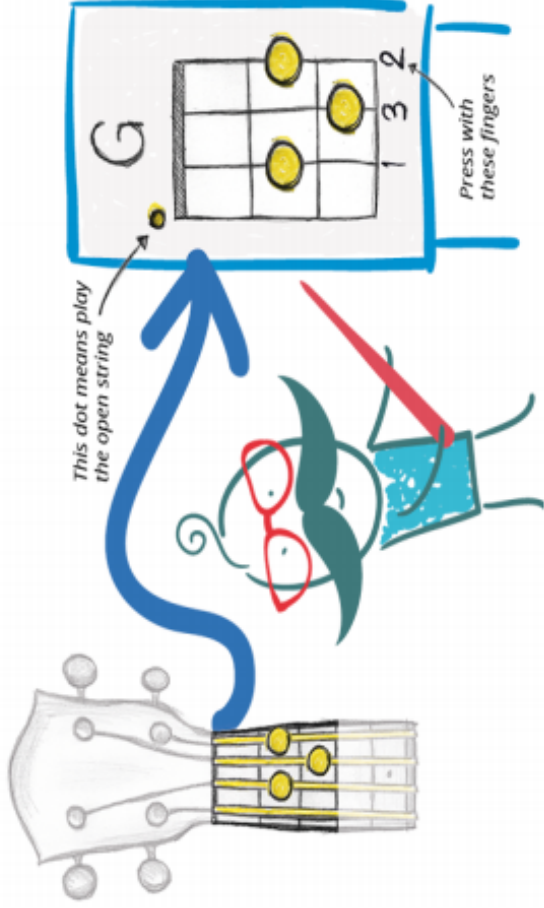
TIP: String 1 (A) is the one furthest away from you

STRUMMING SYMBOLS

D = Down

U = Up

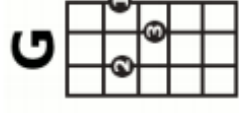
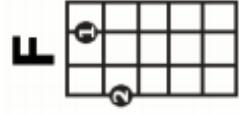
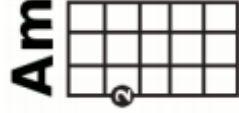
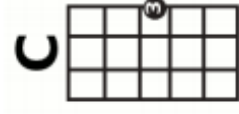
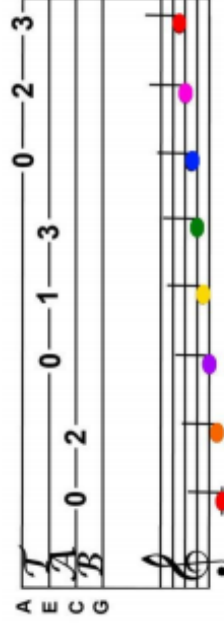
X = Tap/Hit



This dot means play the open string

Press with these fingers

G MAJOR SCALE ON UKULELE



Further listening:

- Israel Kamakawi'ole - "Somewhere Over the Rainbow"
- Queen Liliuokalani - "Aloha Oe"
- Country Comfort - "Waimanalo Blues"

These are the chords we will be learning throughout this topic.